

133.6m²

-  4
-  1
-  1

2410 CEILING



ARTIST IMPRESSION ONLY ©MATT BRADLEY DESIGNS PTY LTD



BAYSIDE



www.mattbradleydesigns.com.au - 04 8855 4020

www.queenslandhouseremovers.com.au - 07 5499 2160




INTERNAL AREA = 93.9m²

EXTERNAL AREA = 39.7m²

TOTAL AREA = 133.6m²

matt@mattbradleydesigns.com.au A4 - Scale

133.6m²

-  4
-  1
-  1

2410 CEILING



MARKETING PLAN
1 : 100

ARTIST IMPRESSION ONLY ©MATT BRADLEY DESIGNS PTY LTD



BAYSIDE



www.mattbradleydesigns.com.au - 04 8855 4020

www.queenslandhouseremovers.com.au - 07 5499 2160

INTERNAL AREA = 93.9m²

EXTERNAL AREA = 39.7m²

TOTAL AREA = 133.6m²

matt@mattbradleydesigns.com.au A4 - Scale 1 : 100